

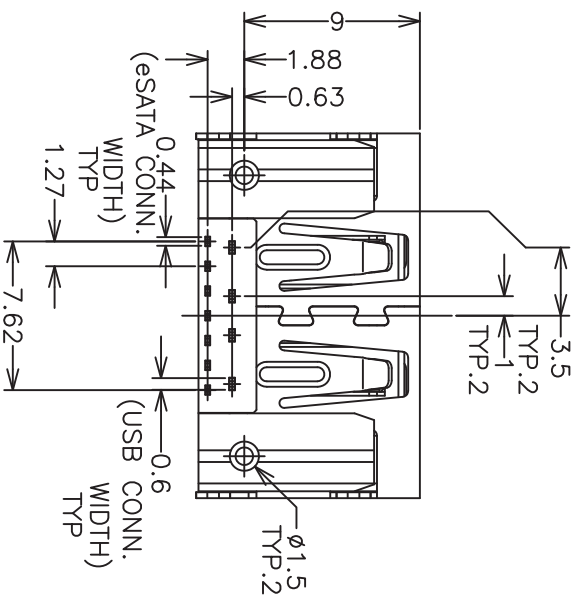
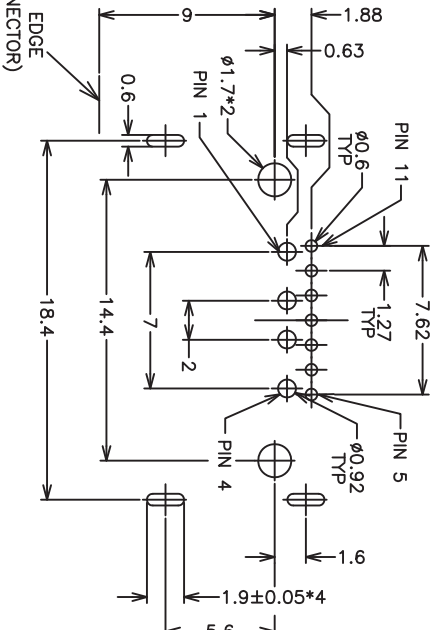
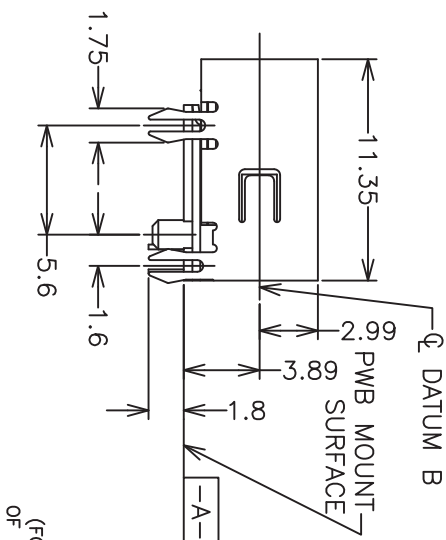
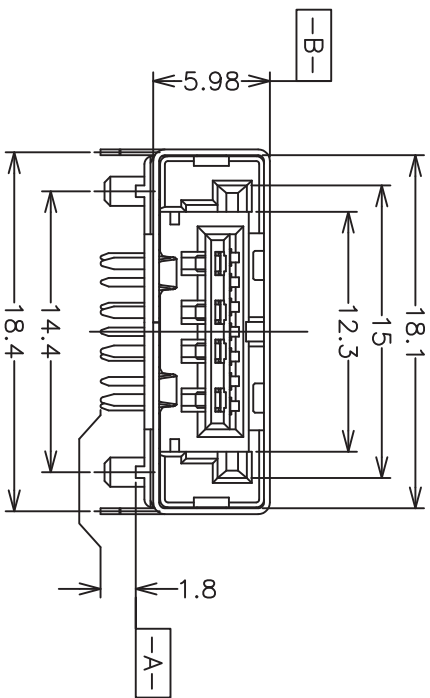
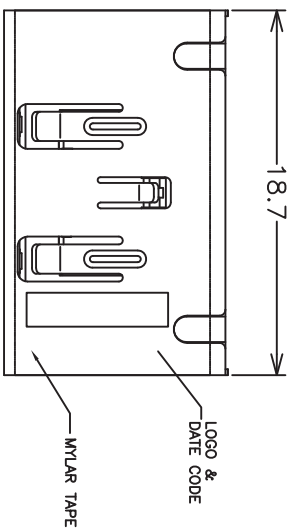
## NOTES:

### 1.MATERIAL:

HOUSING: THERMOPLASTIC HIGH TEMP WITH 30%G/F UL94 V-0  
 COLOR: BLACK  
 ESATA CONTACT: BRASS  
 USB CONTACT: PHOSPHOR BRONZE  
 SHELL: PHOSPHOR BRONZE

### 2.FINISH:

CONTACT: GOLD PLATING ON CONTACT AREA  
 100μ" MIN.TIN PLATING ON SOLDERTAILS  
 50μ" MIN.NICKEL UNDERPLATING OVER ALL  
 SHELL: 50μ" MIN.NICKEL UNDERPLATING OVER ALL



## PIN DEFINITION

NAME	TYPE	ESATA
P1	VBUS	P5 GND
P2	D-	P6 A+
P3	D+	P7 A-
P4	GND	P8 GND
		P9 B-
		P10 B+
		P11 GND

NAME	TYPE	ESATA
P1	VBUS	P5 GND
P2	D-	P6 A+
P3	D+	P7 A-
P4	GND	P8 GND
		P9 B-
		P10 B+
		P11 GND

TOLERANCES UNLESS OTHERWISE SPECIFIED:  
 0 P.C. ±0.38  
 1 P.C. ±0.25  
 3 P.C. ±0.13  
 ANGLES ±5°

SEE NOTE

SEE NOTE

RECOMMEND P.C.BOARD LAYOUT  
 PCB TOLERANCE:±0.05

**DLOCK**  
 we move the world  
**65283**

Barcode: 4043619652839

File: 87743

PRINT

DIST

DW

DIMENSIONS IN MILLIMETERS. DO NOT SCALE PRINT.

METRIC

3RD ANGLE PROJECTION

NUMBER